

Immigrants in Denmark

From Migration to Management
Kick off meeting in Oslo

22. – 23. November, 2007

By Torben Møller-Hansen, Director



Immigration in numbers

- Population in Denmark: 5.447.084
- Immigrants and descendents: 477.700, i.e. 8,8 pct.
- Western countries: 147.175, i.e. 2,7 pct.
- Non western countries: 330.525, i.e. 6 pct.
- Immigrants: 360.902, i.e. 6,6 pct
- Decendents: 116.798, i.e. 2,1 pct.
- Decrease in annual growth: from 7 pct. in 1997 to 3,1 pct. in 2007
- Increase in immigrants from western countries: from 1,9 pct. in 2005 to 5,8 pct. in 2007



Some major origin countries

Turkey: 56.140

Iraq: 27.370

Germany: 26.928

Libanon: 22.962

Bosnia-Hercegovina:
21.106

Pakistan: 19.244

Former Jugoslavia: 17.207

Poland: 17.022

Somalia: 16.193

Norge: 15.941

Sweden: 14.811

Iran: 14.551

Vietnam: 13.093

Great Britain: 12.419

Afghanistan: 11.554

Sri Lanka: 10.254

Marocco: 9.240

Island: 8.165

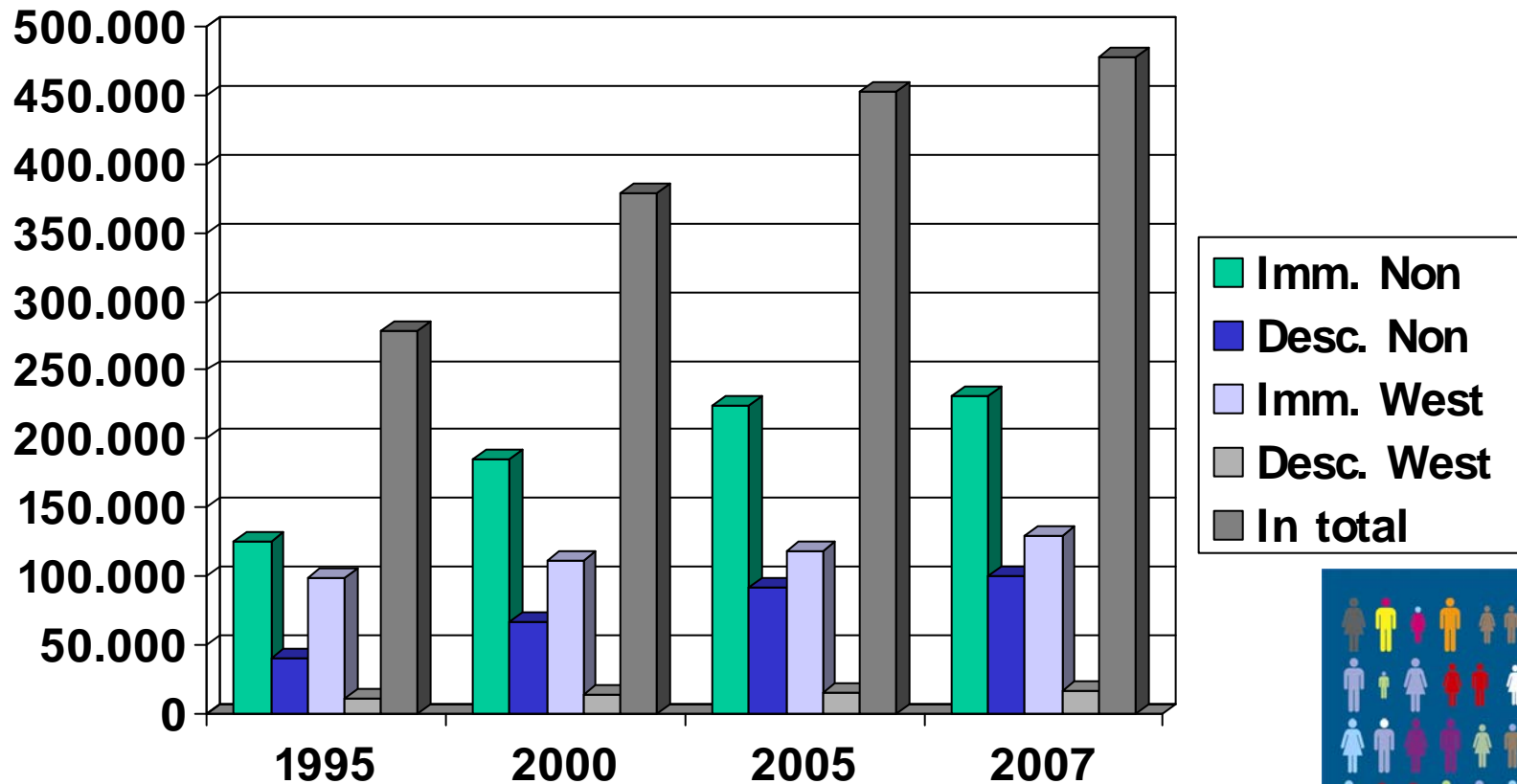
China: 8.045

Thailand: 7.771

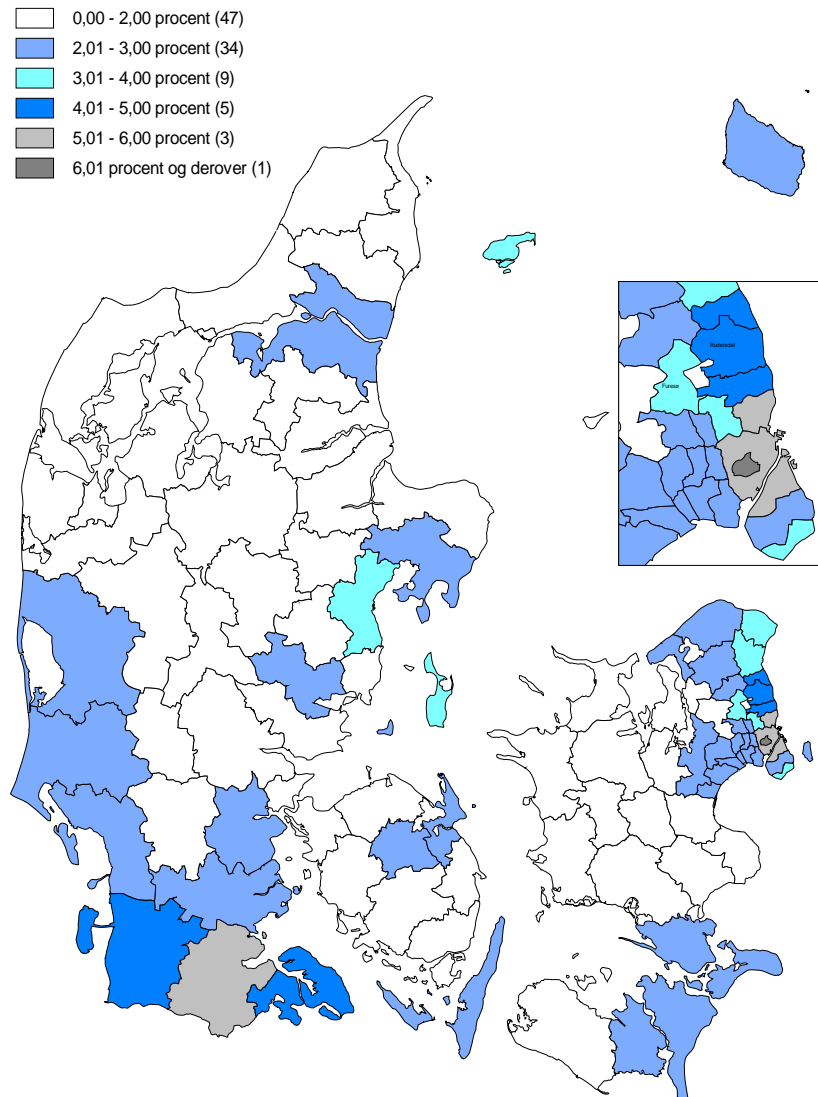
USA: 6.870




Immigrants and descendants from western and non-western countries



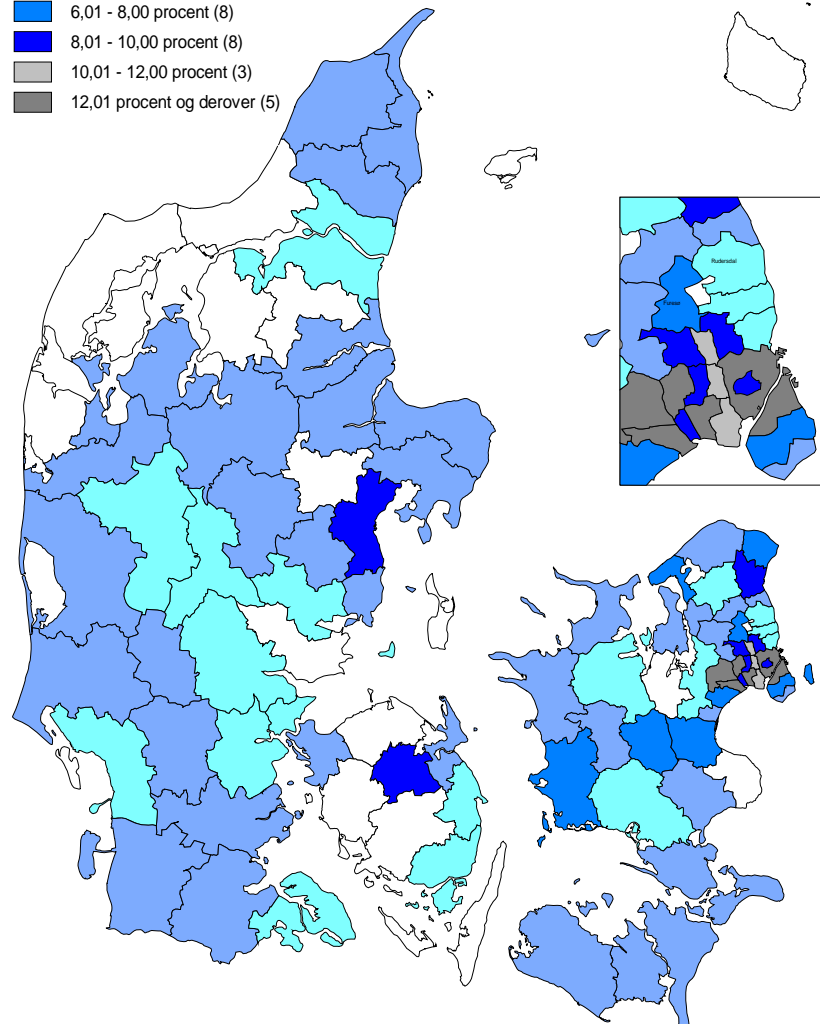

Geographical distribution in Denmark



Immigrants and descendents from **western** countries in percent of the population in the municipalities. The numbers in paragraphs tells the number of municipalities belonging to the specific group.



Geographical distribution in Denmark



Immigrants and descendants from **non-western** countries in percent of the population in the municipalities. The numbers in paragraphs tells the number of municipalities belonging to the specific group.



Geographical distribution in Denmark

- Generally, most immigrants and descendants from non western countries live around the bigger cities.
- In Copenhagen, 13,9 pct. of the population are immigrants and descendants from non western countries
- In the suburbs Broendby, Ishoej and Albertslund around Copenhagen more than 20 pct. of the population are immigrants and descendants from non western countries
- In Aarhus 9,6 pct. and in Odense 9,5 pct.
- Since the law of integration in 1999, refugees are distributed to live in all municipalities



Employment

- 218.038 immigrants and descendents from non western countries are in the age of employability – between 16 and 65 years (January 2006)
- 109.576 are employed (January 2006)
- 93.513 are outside labour force (january 2006)
- The economic activity rate has increased from 52 pct. in 2000 to 57 pct. in 2006
- The employmentrate has increased from 44 pct. in 2000 to 50 pct. in 2006
- The unemployment is bigger among women and among immigrants and descendents from non western countries.



Education

- 10 pct of all pupils in primary school are immigrants or descendents (2006/2007)
- Among immigrants from non western countries 39 pct of the men and 40 pct. of the women in the age of 16 to 19 had begun preparatory education (2005-2006)
- Among immigrants from non western countries 19 pct. of the men and 21 pct. of the women in the age of 20 to 24 had begun a higher education (2005/2006) - a doubling since 2000/2001
- Among descendents from non western countries 20 pct. of the men and 30 pct. of the women in the age of 20 to 24 had begun a higher education (2005/2006)

